



ST. CLAIR COUNTY

SCHOOL SYSTEM SNAPSHOT: 2021 EDITION*


410 Roy Drive | Ashville, AL 35953 | (205) 594-7131


Superintendent

Mike Howard

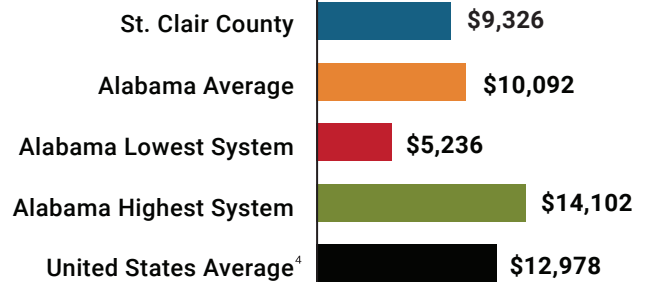
Board Members

Dr. Mike Hobbs, Nickie Vanpelt, Bill Morris, Marie Manning, Allison Gray, Scott Suttle, Randy Thompson






 **\$5,899,642**
Cost of One Month's
Operation/General Fund

 **1.03**
Number of Months
Reserve Balance

Total Per-Pupil Expenditures (PPE)

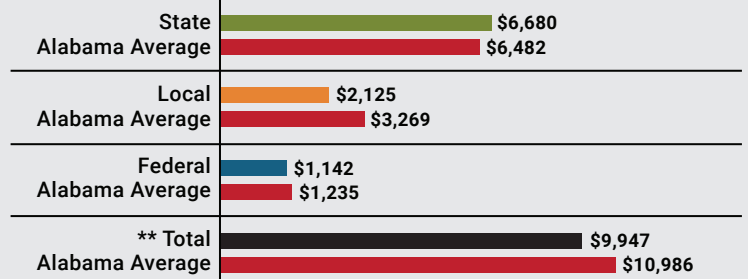


By the Numbers

	Schools¹	18
	Students/ADM²	9,092
	Free & Reduced Lunch	46%
	Community Eligibility Program	29%
	Number of Route Buses³	99
	Buses 10 yrs. old or less.....	98%
	Students Bused.....	4,723
	Full-Time Employees	1,066
	Teachers.....	558
	Principals/ Assistant Principals.....	34
	Counselors.....	21
	Librarians.....	16
	Other Certified Employees.....	31
	Support Personnel.....	406

Per-Pupil Revenue Sources

St. Clair County Revenue Sources



81
STATE
RANK

97
LOCAL
RANK

89
FEDERAL
RANK

OVERALL SYSTEM RANK 118

** Total Revenue Among 137 School Systems

¹ Schools with enrollment, including Alternative and Career Technical Education

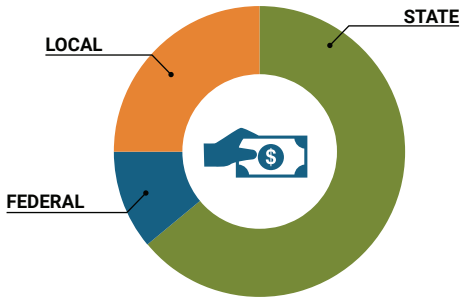
² Average Daily Membership

³ Data collected in FY19 and used for FY21 funding

⁴ 2019-2020 NEA Rankings of the States

School System Revenue

How was your school system funded?¹



\$60,738,071	STATE	64%
\$10,379,885	FEDERAL	11%
\$24,288,898	LOCAL	25%
— \$5,774,750	Local 10-Mill Match	
\$18,514,148	AVAILABLE LOCAL REVENUE	

VALUE OF 1-MILL
For Your School System

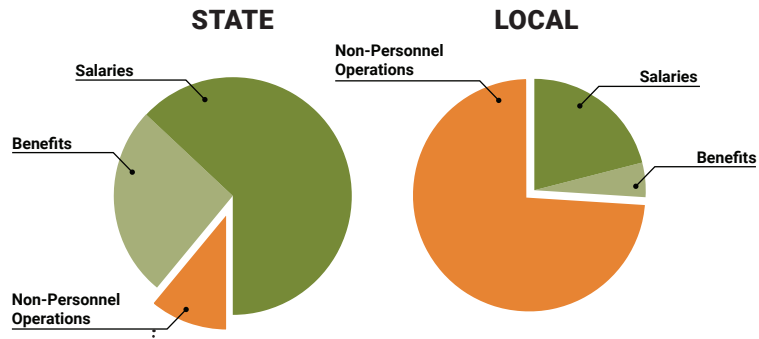
\$577,475

School System Spending

How did your school system spend state & local dollars?¹

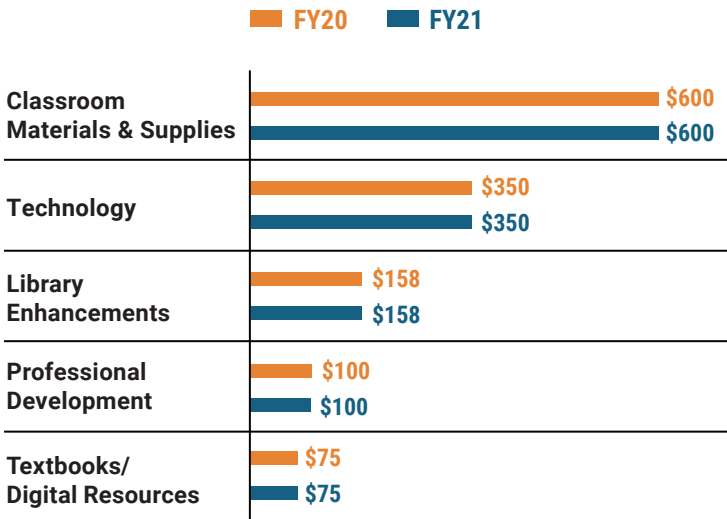
	STATE SPENDING ^{2,3}	LOCAL SPENDING ²
Salaries	\$39,361,212	\$2,454,238
Benefits	\$15,945,643	\$658,583
Non-Personnel Operations	\$6,708,134	\$8,911,100
TOTAL	\$62,014,990	\$12,023,921

¹ Revenues and expenditures may contain nominal variances
² Does not include debt service or capital outlay
³ Includes 10-mill match
⁴ Such as utilities, operations & maintenance, etc.

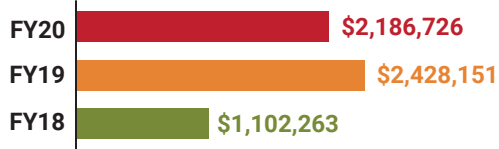


Only 11% of state funding is available for non-personnel expenditures⁴

Instructional Support



Educational Advancement & Technology Fund⁵



⁵ These one-time supplemental funds may be used for repairs and deferred maintenance, classroom instructional supplies, insurance for facilities, transportation, technology and school safety measures.

System Debt

TOTAL DEBT⁶	DEBT PER STUDENT
\$36,924,600	\$4,061

⁶ The debt totals in system audit reports may differ due to audit adjustments.